

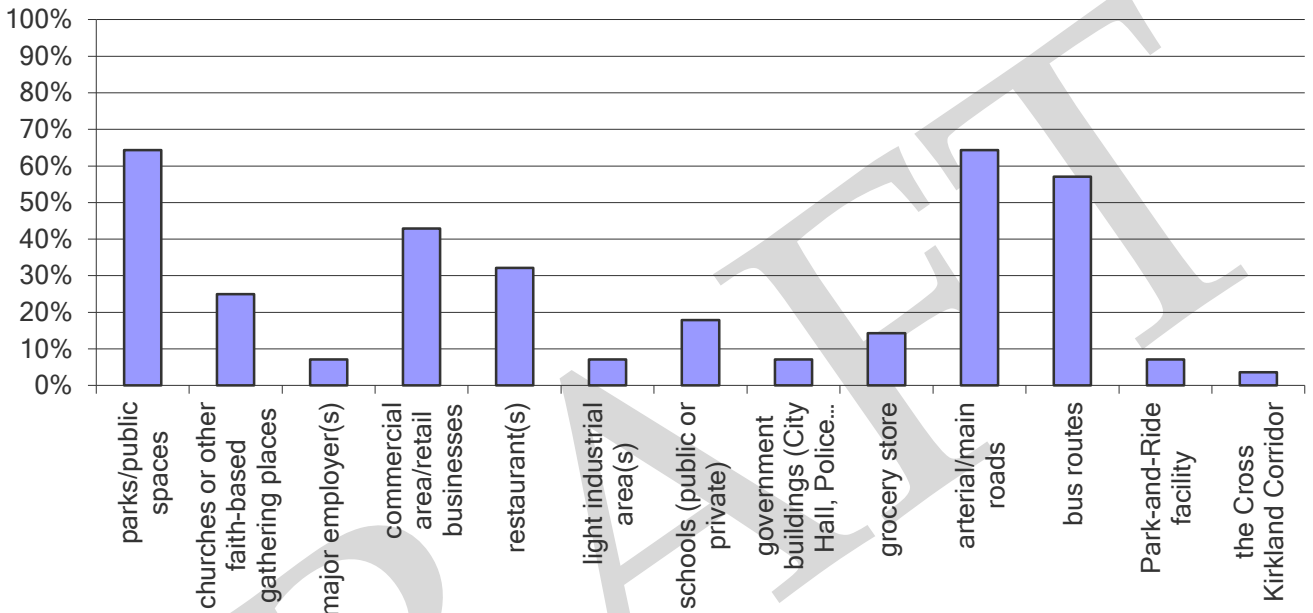
DRAFT



KAN Parking Survey

Preliminary Results
South Juanita Neighborhood
November 1, 2015

Q3: I live in the immediate area of:



| Answer Options | Response Percent | Response Count |
|--|------------------|----------------|
| parks/public spaces | 64.3% | 18 |
| churches or other faith-based gathering places | 25.0% | 7 |
| major employer(s) | 7.1% | 2 |
| commercial area/retail businesses | 42.9% | 12 |
| restaurant(s) | 32.1% | 9 |
| light industrial area(s) | 7.1% | 2 |
| schools (public or private) | 17.9% | 5 |
| government buildings (City Hall, Police Station, Courthouse, Post Office, City Maintenance Center, etc.) | 7.1% | 2 |
| grocery store | 14.3% | 4 |
| arterial/main roads | 64.3% | 18 |
| bus routes | 57.1% | 16 |
| Park-and-Ride facility | 7.1% | 2 |
| the Cross Kirkland Corridor | 3.6% | 1 |
| Other (please specify) | | 9 |
| answered question | | 28 |
| skipped question | | 5 |

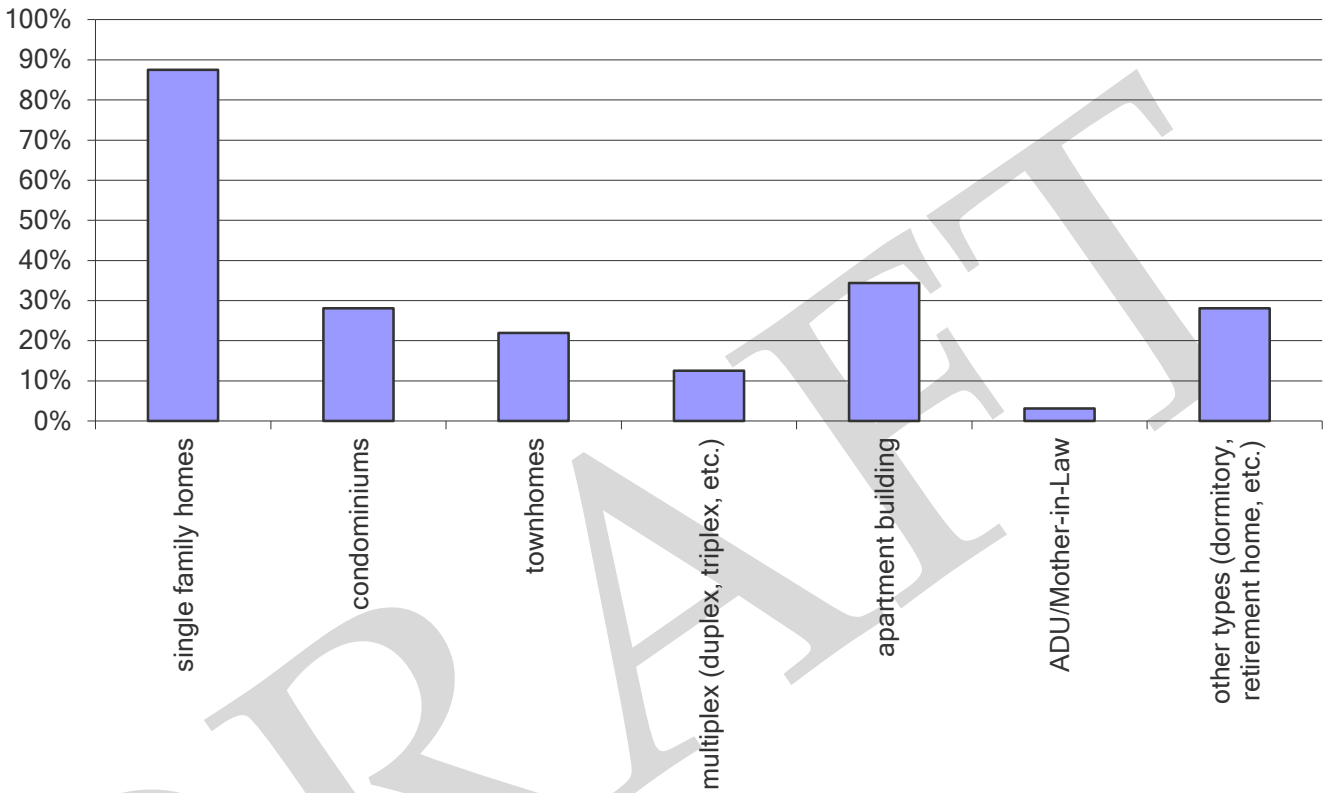
:

Q3 Comments

- 2 senior assisted living homes one small and one large
- Addiction Recovery and Retirement home
- Close to Juanita KING COUNTY WETLAND
- collector streets
- cul-de-sac neighborhood, only residential nearby
- Juanita Community Club
- Juanita Village
- Recovery center and retirement home
- Rehab facility. Between numbers of employees, visitors and family members, it's crowded. I picked "major employer" because it's the only option for telling you there's an employer in my neighborhood.

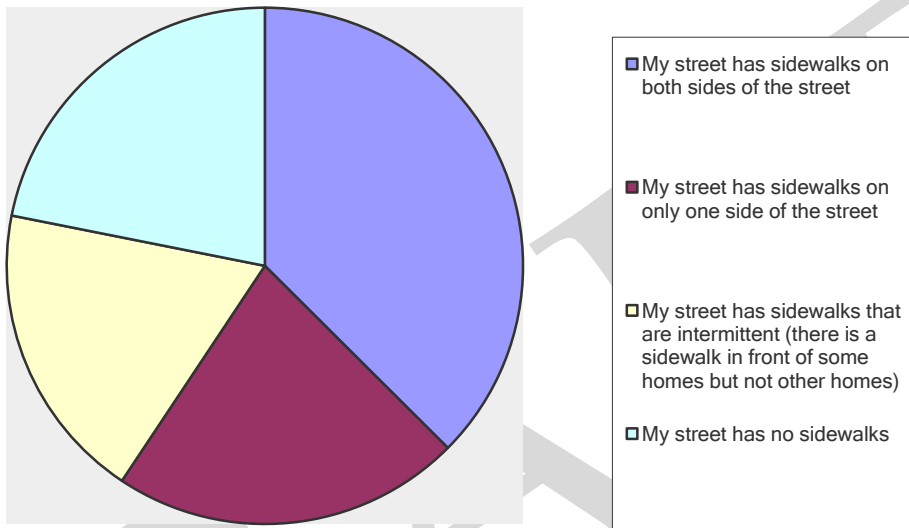
DRY

Q4: My street has homes that are (click all that apply)



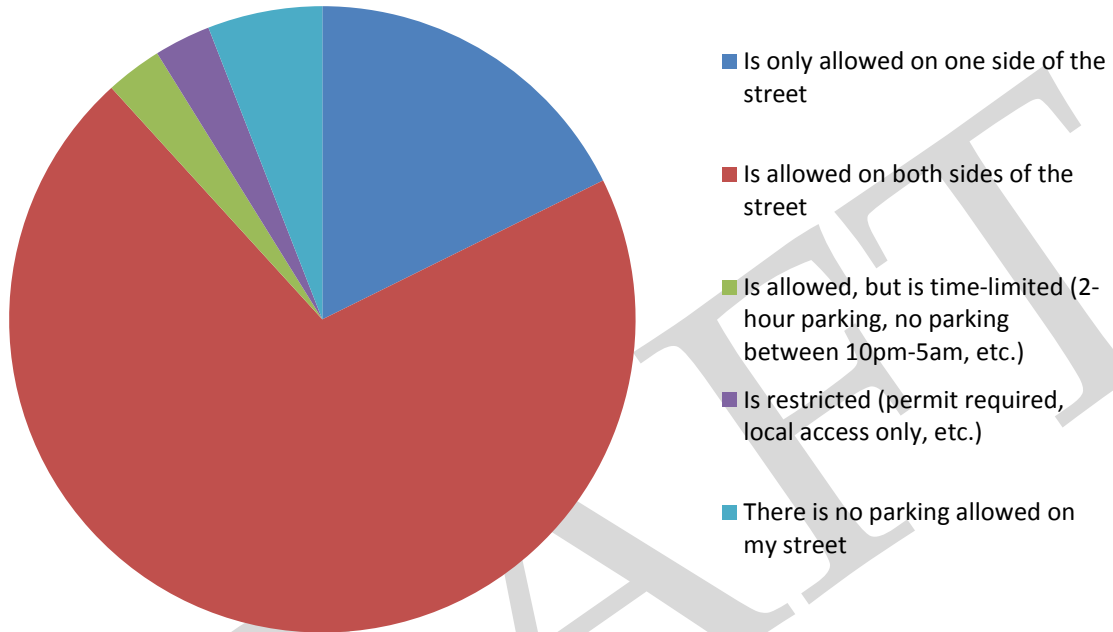
| Answer Options | Response Percent | Response Count |
|--|------------------|----------------|
| single family homes | 87.5% | 28 |
| condominiums | 28.1% | 9 |
| townhomes | 21.9% | 7 |
| multiplex (duplex, triplex, etc.) | 12.5% | 4 |
| apartment building | 34.4% | 11 |
| ADU/Mother-in-Law | 3.1% | 1 |
| other types (dormitory, retirement home, etc.) | 28.1% | 9 |
| <i>answered question</i> | | 32 |
| <i>skipped question</i> | | 1 |

Q5: Does your street have sidewalks on one or both sides of the street?



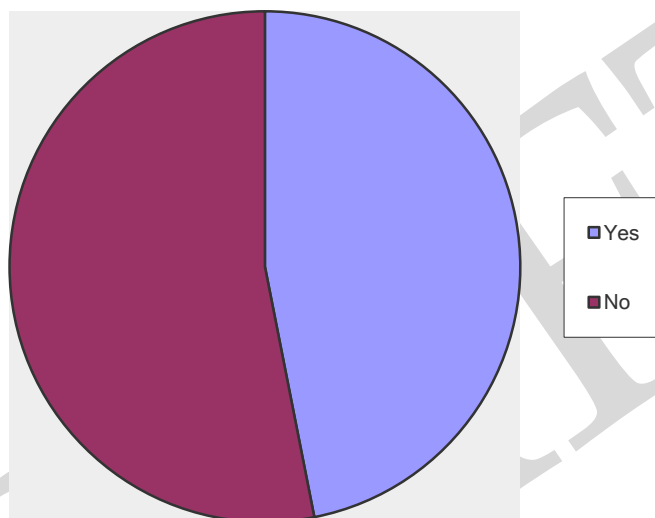
| Answer Options | Response Percent | Response Count |
|--|------------------|----------------|
| My street has sidewalks on both sides of the street | 37.5% | 12 |
| My street has sidewalks on only one side of the street | 21.9% | 7 |
| My street has sidewalks that are intermittent (there is a sidewalk in front of some homes but not other homes) | 18.8% | 6 |
| My street has no sidewalks | 21.9% | 7 |
| <i>answered question</i> | | 32 |
| <i>skipped question</i> | | 1 |

Q6: Parking on my street:



| Answer Options | Response Percent | Response Count |
|---|------------------|----------------|
| Is only allowed on one side of the street | 18.8% | 6 |
| Is allowed on both sides of the street | 75.0% | 24 |
| Is allowed, but is time-limited (2-hour parking, no parking between 10pm-5am, etc.) | 3.1% | 1 |
| Is restricted (permit required, local access only, etc.) | 3.1% | 1 |
| There is no parking allowed on my street | 6.3% | 2 |
| <i>answered question</i> | | 32 |
| <i>skipped question</i> | | 1 |

Q7: In your opinion, is the street wide enough for the current parking that it has?

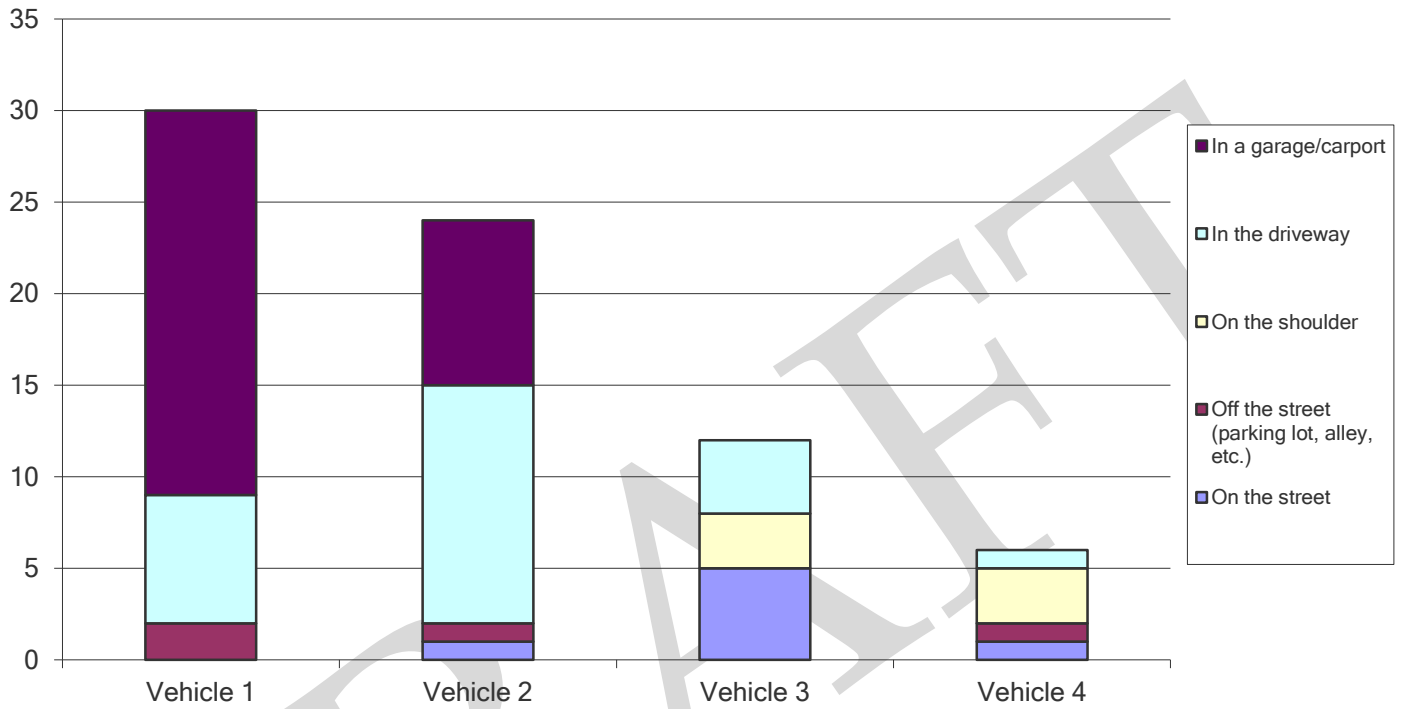


| Answer Options | Response Percent | Response Count |
|----------------------------------|------------------|----------------|
| Yes | 46.9% | 15 |
| No | 53.1% | 17 |
| Other comments about your street | | 11 |
| <i>answered question</i> | | 32 |
| <i>skipped question</i> | | 1 |

Q7 Comments

- 100 AVE NE BET. NE 116 & NE 124 AVE ON 100 Up n down rode not safe. People shortcut speeding on 100 here to miss lights on 98 AVE NE. Dangerous road. Not wide open. Even shoulder to park.
- 102nd PL NE is a residential street that is constantly OVER PARKED due to the two assisted living homes in the immediate area that all the workers park on because their employer won't allow them to park in their business parking lot which is crazy!!!
- 93rd
- Many cars from Life Care Center of Kirkland park on my street each work day
- My neighborhood is "zoned" as single-family but several of the houses (no condos or apartments) have multiple families or extended family members in occupancy and they all park their vehicles along the curb in addition to filling their individual driveways. One also is a tow truck driver and frequently has towed vehicles attached to the wrecker and taking numerous spaces for the whole vehicle and in tow. Another has a small boat on a trailer parked (stored) along the curb which is never moved.
- Neighbors use the city RW to park trailers and boats, these actions further limit the parking options in my neighborhood
- Parking is allowed on our street, however it's such a narrow street that nobody ever uses it for parking.
- Parking is allowed too close to the condo entrances. It makes it hard to see oncoming traffic to safely pull out.
- The rehab facility parking needs infringe on the neighborhood, all directions, up to three blocks away, to the point where I cannot park in from of my own house.
- We are getting overflow from Juanita Beach Park
- We have severe parking issues due to a nearby retirement and addiction center. Our on street parking is unavailable to our use during the day, our driveways are blocked, our garbage cannot be put out w/o the chance of having the cans blocked and red zones are ignored

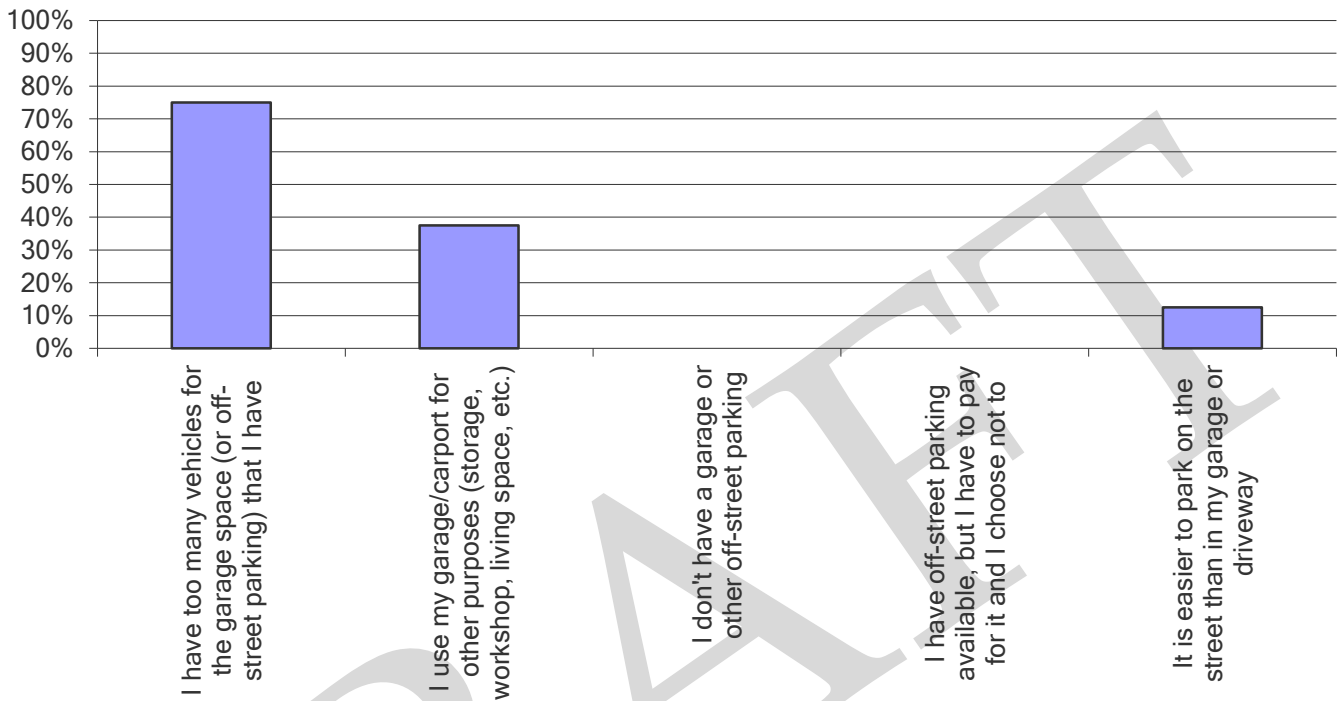
Q8: For any vehicles that you and your family (who reside with you) own, where do you park when you are home?



| Answer Options | In a garage/carport | | In the driveway | | On the shoulder | | Off the street (parking lot, alley, etc.) | | On the street | | Response Count |
|----------------|---------------------|------------|-----------------|------------|-----------------|------------|---|------------|---------------|------------|----------------|
| | Count | Percentage | Count | Percentage | Count | Percentage | Count | Percentage | Count | Percentage | |
| Vehicle 1 | 21 | 70.0% | 7 | 23.3% | 0 | 0.0% | 2 | 6.7% | 0 | 0.0% | 30 |
| Vehicle 2 | 9 | 37.5% | 13 | 54.2% | 0 | 0.0% | 1 | 4.2% | 1 | 4.2% | 24 |
| Vehicle 3 | 0 | 0.0% | 4 | 33.3% | 3 | 25.0% | 0 | 0.0% | 5 | 41.7% | 12 |
| Vehicle 4 | 0 | 0.0% | 1 | 16.7% | 3 | 50.0% | 1 | 16.7% | 1 | 16.7% | 6 |

answered question 30
skipped question 3

Q9: If you park one or more of your vehicles on the street, why?



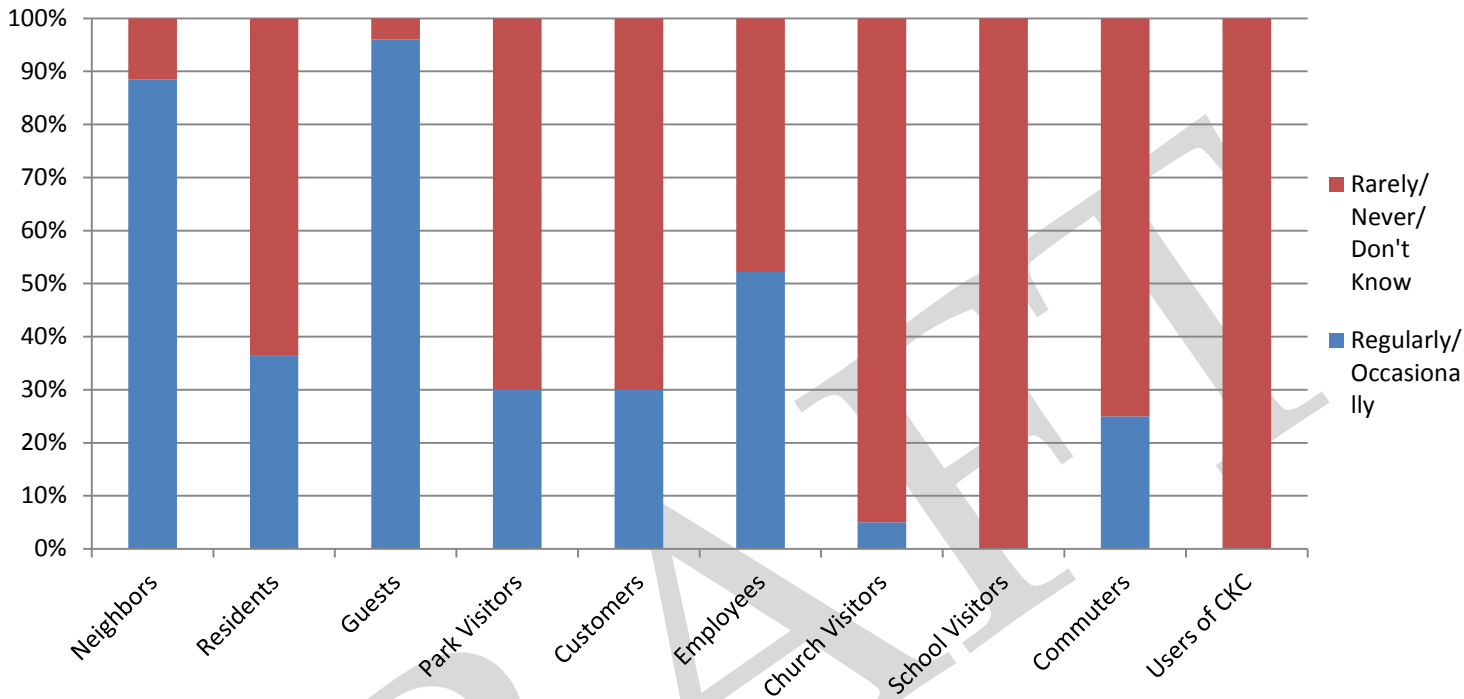
| Answer Options | Response Percent | Response Count |
|--|------------------|----------------|
| I have too many vehicles for the garage space (or off-street parking) that I have | 75.0% | 6 |
| I use my garage/carport for other purposes (storage, workshop, living space, etc.) | 37.5% | 3 |
| I don't have a garage or other off-street parking | 0.0% | 0 |
| I have off-street parking available, but I have to pay for it and I choose not to | 0.0% | 0 |
| It is easier to park on the street than in my garage or driveway | 12.5% | 1 |
| Other (please specify) | | 3 |
| answered question | | 8 |
| skipped question | | 25 |

Q9 Comments

- 3rd car belongs to teenage daughter
- My driveway is too steep to park a car
- We park one car in the driveway, one in the garage and one on the street in front. We try to move it every other day.

DRAFT

Q10: In your opinion, who parks on your street, and how often to they park there?



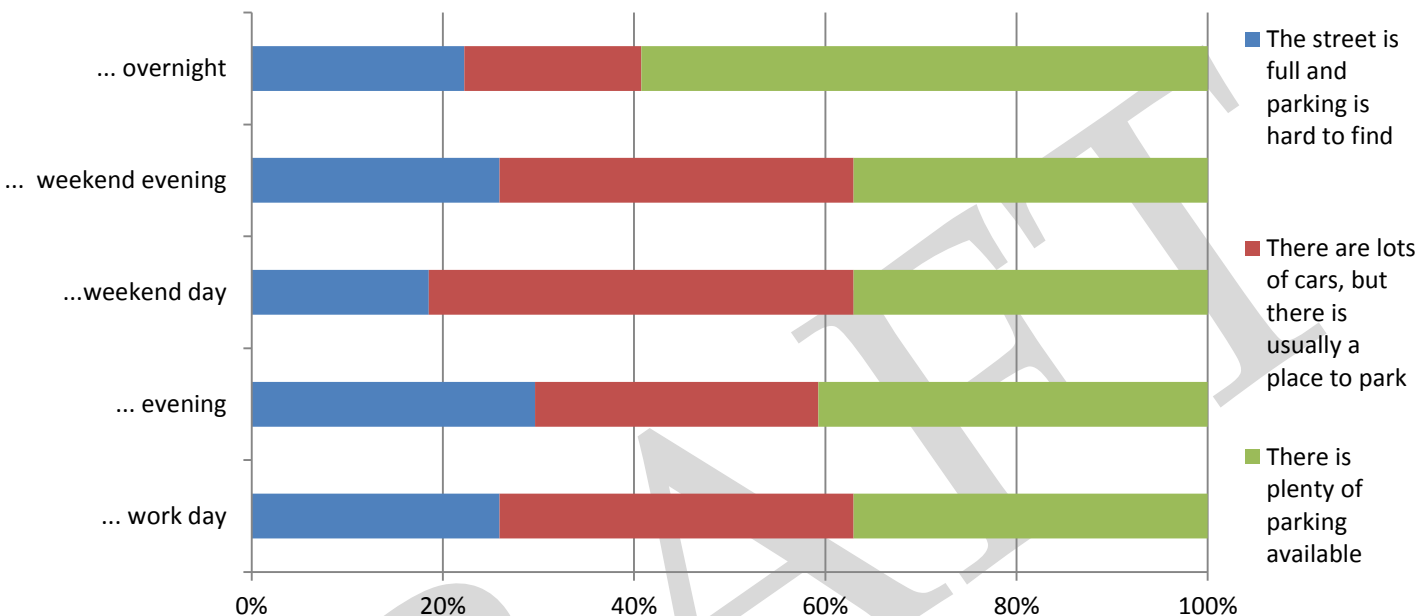
| Answer Options | Regularly | Occasionally | Rarely | Never | Don't know | Response Count |
|--|-----------|--------------|---------|----------|------------|----------------|
| Neighbors (people who live within several houses of you) | 19 73.1% | 4 15.4% | 1 3.8% | 1 3.8% | 1 3.8% | 26 |
| Residents of nearby apartments/condominiums | 5 22.7% | 3 13.6% | 3 13.6% | 5 22.7% | 6 27.3% | 22 |
| Guests (visitors to to your home or other residences, as well as service people such as plumbers, electricians, landscapers, cable TV, etc.) | 13 52.0% | 11 44.0% | 0 0.0% | 1 4.0% | 0 0.0% | 25 |
| Visitors to nearby parks, peapatches, or other public spaces | 3 15.0% | 3 15.0% | 5 25.0% | 8 40.0% | 1 5.0% | 20 |
| Customers of nearby businesses | 2 10.0% | 4 20.0% | 4 20.0% | 8 40.0% | 2 10.0% | 20 |
| Employees/volunteers of nearby businesses | 8 34.8% | 4 17.4% | 0 0.0% | 9 39.1% | 2 8.7% | 23 |
| Visitors to nearby churches/faith-based buildings | 1 5.0% | 0 0.0% | 4 20.0% | 11 55.0% | 4 20.0% | 20 |
| Visitors to nearby schools | 0 0.0% | 0 0.0% | 2 11.1% | 13 72.2% | 3 16.7% | 18 |
| Commuters catching a bus or carpool | 2 10.0% | 3 15.0% | 1 5.0% | 11 55.0% | 3 15.0% | 20 |
| Users of the Cross Kirkland Corridor | 0 0.0% | 0 0.0% | 2 10.5% | 13 68.4% | 4 21.1% | 19 |
| Other (please specify) | | | | | | 2 |
| answered question | | | | | | 28 |
| skipped question | | | | | | 5 |

Q10 Comments

- Juanita Beach Park Overflow- Park redesigned with to little parking
- Several houses have multiple family or renters in a SF residence and many vehicles are parked most of the time in addition to the driveways being full

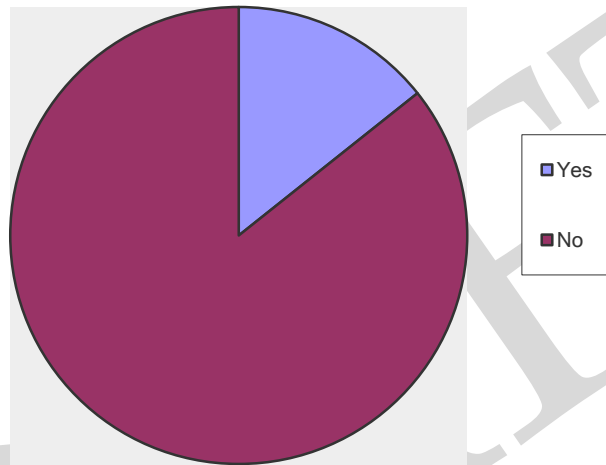
DRAFT

Q11: Of the available parking spaces, how full is your street on a typical...



| Answer Options | The street is full and parking is hard to find | | There are lots of cars, but there is usually a place to park | | There is plenty of parking available | | Response Count |
|--------------------------|--|------------|--|------------|--------------------------------------|------------|----------------|
| | Count | Percentage | Count | Percentage | Count | Percentage | |
| ... work day | 7 | 25.9% | 10 | 37.0% | 10 | 37.0% | 27 |
| ... evening | 8 | 29.6% | 8 | 29.6% | 11 | 40.7% | 27 |
| ...weekend day | 5 | 18.5% | 12 | 44.4% | 10 | 37.0% | 27 |
| ... weekend evening | 7 | 25.9% | 10 | 37.0% | 10 | 37.0% | 27 |
| ... overnight | 6 | 22.2% | 5 | 18.5% | 16 | 59.3% | 27 |
| answered question | | | | | | | 27 |
| skipped question | | | | | | | 6 |

Q12: Does the parking on your street vary seasonally?



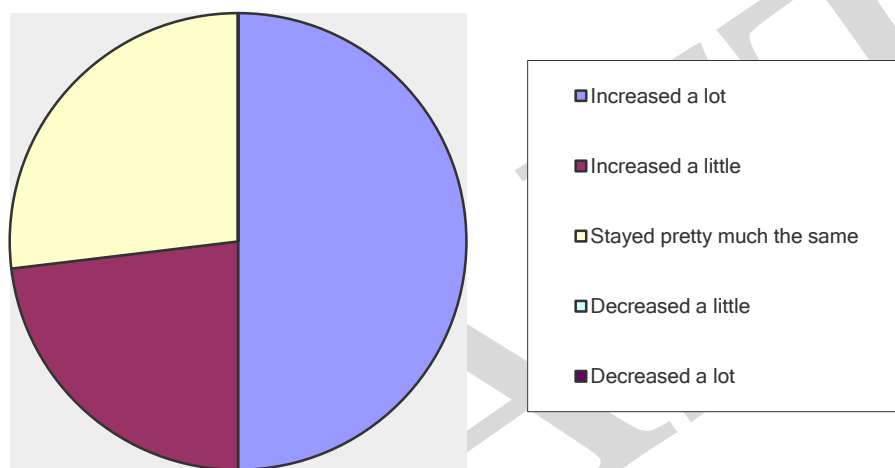
| Answer Options | Response Percent | Response Count |
|---------------------------------|------------------|----------------|
| Yes | 14.3% | 4 |
| No | 85.7% | 24 |
| If yes, please explain | | 2 |
| <i>answered question</i> | | 28 |
| <i>skipped question</i> | | 5 |

Q12 Comments

- Summer traffic at Juanita Beach Park
- Weather snowy hilly road n driveway entrances are difficult

DRAFT

Q13: How has the number of cars parked on your street changed over the last several years?

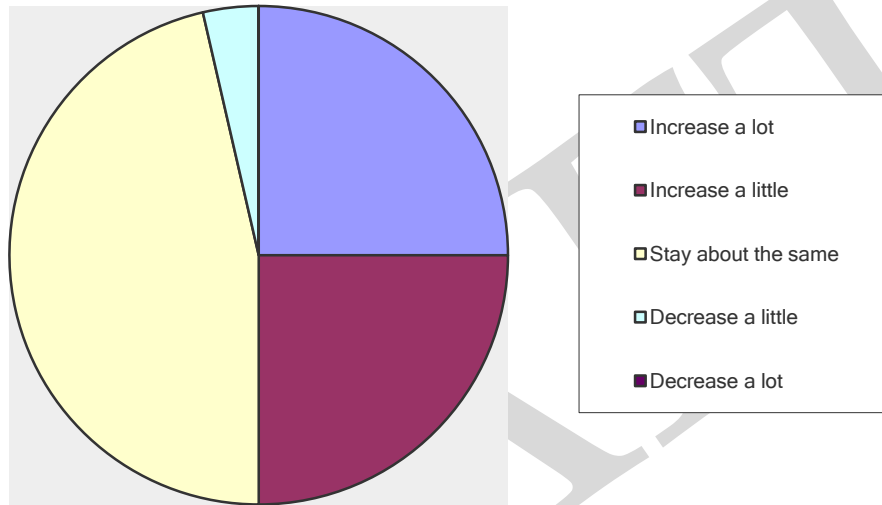


| Answer Options | Response Percent | Response Count |
|---------------------------------|------------------|----------------|
| Increased a lot | 50.0% | 13 |
| Increased a little | 23.1% | 6 |
| Stayed pretty much the same | 26.9% | 7 |
| Decreased a little | 0.0% | 0 |
| Decreased a lot | 0.0% | 0 |
| Do you know why? | | 13 |
| <i>answered question</i> | | 26 |
| <i>skipped question</i> | | 7 |

Q13 Comments

- I don't know.
- Increased multiple renters in a single family home.
- insufficient parking requirements for apartments and retail business, lack of parking designated for public transportation users, required offsite parking for employees
- More adults with individual cars living in each house
- more employees are parking on our residential street
- More people in new apartments. Juanta beach area \$\$
- no clue
- Non-owner occupancy has greatly increased and many of the occupants have more than one vehicle or more than can be accommodated on site, e.g. the driveway and/or garages.
- Re built/designed Juanita Beach Park - Better Park- Less Parking
- The local business does not have any parking for it's employees. We get over 50 cars on our residential street
- The nearby retirement homes have so many more people working there
- Very limited off street parking
- Yes, the rehab facility

Q14: How do you think the number of cars parked on your street will change over the next several years?



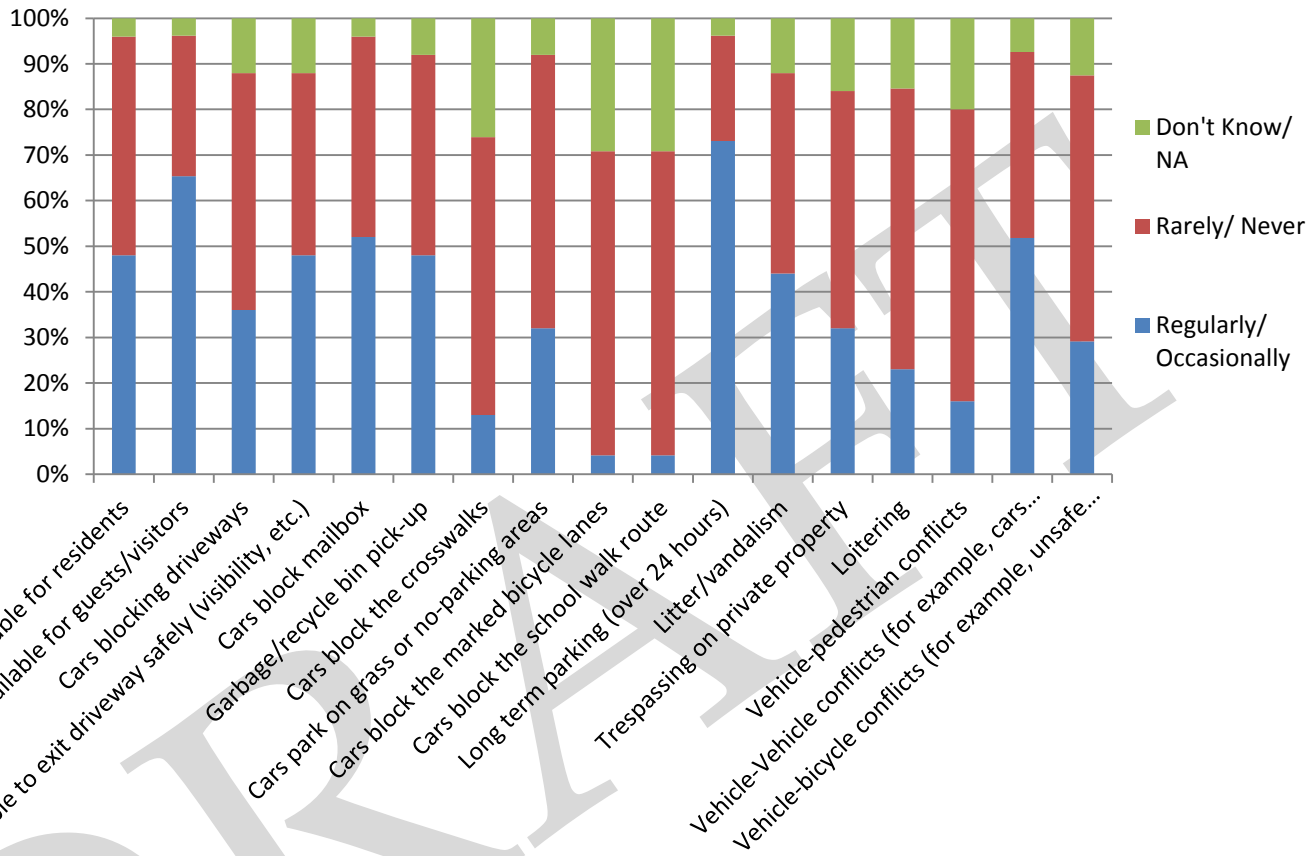
| Answer Options | Response Percent | Response Count |
|---------------------------------|------------------|----------------|
| Increase a lot | 25.0% | 7 |
| Increase a little | 25.0% | 7 |
| Stay about the same | 46.4% | 13 |
| Decrease a little | 3.6% | 1 |
| Decrease a lot | 0.0% | 0 |
| Why do you think that? | | 8 |
| <i>answered question</i> | | 28 |
| <i>skipped question</i> | | 5 |

Q14 Comments

- Density keeps increasing
- It's steadily increased since the rehab facility went in. They try to be good neighbors but the parking thing is awful.
- More of the SF houses are being rented and several have increased their occupancy due to extended family members "coming back home" and they, in turn, bring multiple vehicles.
- poor planning by city and mass transit officials, increased housing density, increasing population, reduction of onsite parking requirements for new development,
- Some of these older small homes are being torn down and rebuilt to single family homes
- The children will become of driving age - and eventually own their own cars.
- there isn't any more room
- They keep spreading further and further into our neighborhood

DRAFT

Q15: There are many types of "problems" that may occur when vehicles park on the street. When you think about your particular street, what have you observed?



| Answer Options | Regularly | Occasionally | Rarely | Never | Don't Know | N/A | Response Count |
|--|-----------|--------------|----------|----------|------------|---------|----------------|
| Parking not available for residents | 7 28.0% | 5 20.0% | 6 24.0% | 6 24.0% | 0 0.0% | 1 4.0% | 25 |
| Parking not available for guests/visitors | 9 34.6% | 8 30.8% | 2 7.7% | 6 23.1% | 0 0.0% | 1 3.8% | 26 |
| Cars blocking driveways | 4 16.0% | 5 20.0% | 10 40.0% | 3 12.0% | 2 8.0% | 1 4.0% | 25 |
| Unable to exit driveway safely (visibility, etc.) | 8 32.0% | 4 16.0% | 7 28.0% | 3 12.0% | 2 8.0% | 1 4.0% | 25 |
| Cars block mailbox | 5 20.0% | 8 32.0% | 3 12.0% | 8 32.0% | 0 0.0% | 1 4.0% | 25 |
| Garbage/recycle bin pick-up | 5 20.0% | 7 28.0% | 8 32.0% | 3 12.0% | 0 0.0% | 2 8.0% | 25 |
| Cars block the crosswalks | 0 0.0% | 3 13.0% | 2 8.7% | 12 52.2% | 0 0.0% | 6 26.1% | 23 |
| Cars park on grass or no-parking areas | 1 4.0% | 7 28.0% | 4 16.0% | 11 44.0% | 0 0.0% | 2 8.0% | 25 |
| Cars block the marked bicycle lanes | 0 0.0% | 1 4.2% | 2 8.3% | 14 58.3% | 0 0.0% | 7 29.2% | 24 |
| Cars block the school walk route | 0 0.0% | 1 4.2% | 2 8.3% | 14 58.3% | 2 8.3% | 5 20.8% | 24 |
| Long term parking (over 24 hours) | 6 23.1% | 13 50.0% | 3 11.5% | 3 11.5% | 0 0.0% | 1 3.8% | 26 |
| Litter/vandalism | 4 16.0% | 7 28.0% | 3 12.0% | 8 32.0% | 2 8.0% | 1 4.0% | 25 |
| Trespassing on private property | 4 16.0% | 4 16.0% | 3 12.0% | 10 40.0% | 3 12.0% | 1 4.0% | 25 |
| Loitering | 0 0.0% | 6 23.1% | 5 19.2% | 11 42.3% | 3 11.5% | 1 3.8% | 26 |
| Vehicle-pedestrian conflicts | 1 4.0% | 3 12.0% | 6 24.0% | 10 40.0% | 4 16.0% | 1 4.0% | 25 |
| Vehicle-Vehicle conflicts (for example, cars cannot pass on street) | 9 33.3% | 5 18.5% | 5 18.5% | 6 22.2% | 1 3.7% | 1 3.7% | 27 |
| Vehicle-bicycle conflicts (for example, unsafe passing due to parked cars) | 5 20.8% | 2 8.3% | 5 20.8% | 9 37.5% | 2 8.3% | 1 4.2% | 24 |
| Other types of problems: | | | | | | | 4 |

answered question
skipped question

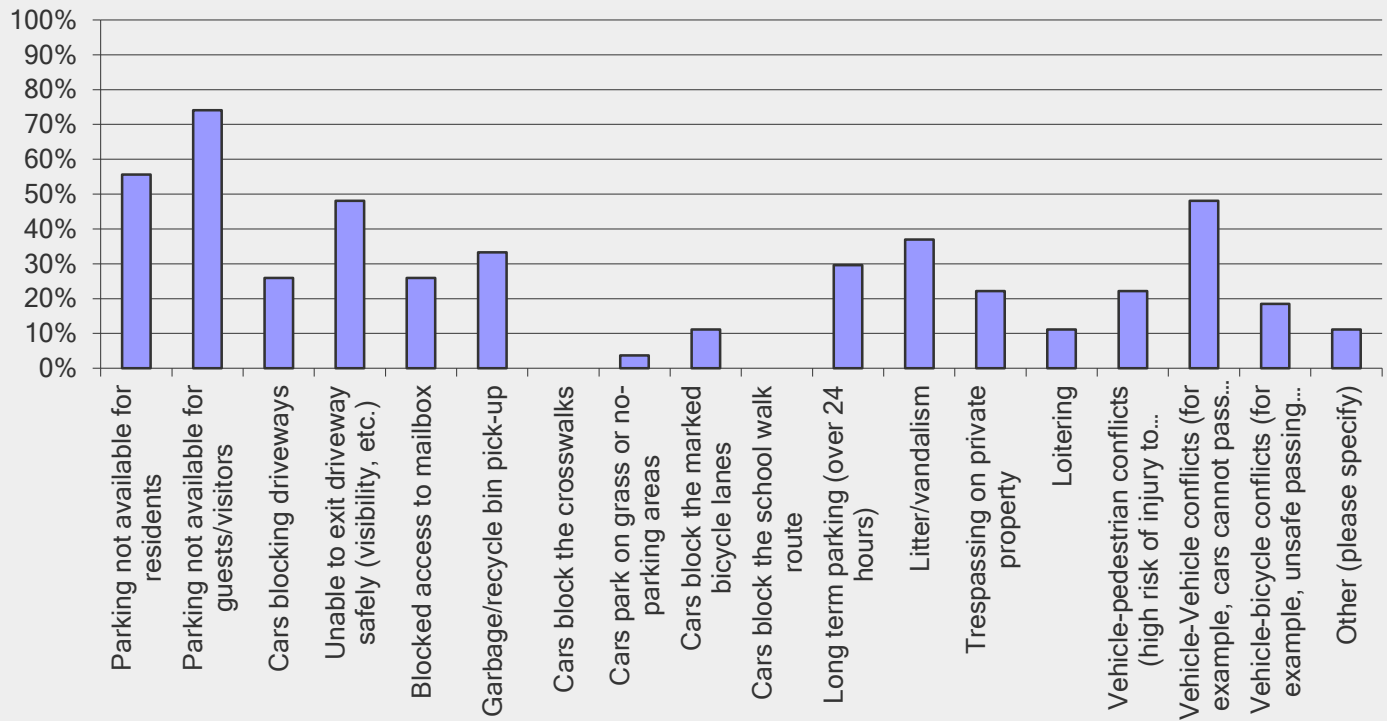
27
6

Q15 Comments

- 104th is a wide street. Excessive speeding makes it very unsafe regularly. Not good street lighting. Had our tire slashed on our car parked on street last week.
- My car was hit and run in the middle of the night when it was legally parked in front of my home. They caused over 9,000 worth of damage to my vehicle and a police report was filed last year. Others on my street have had similar issues with cars being swiped, dinged and damaged.
- There are a lot of accidents on Juanita Drive, just pass 93rd where Juanita Drive curves to go up the hill. Also, those west bound on Juanita drive turning onto 93rd
- vehicles parked on both sides impede rescue or emergency response vehicles and, occasionally make the garbage pickup vehicles difficult and requires backing up to get a more direct angle for passing between the parked vehicles.

DRY

Q16: Even if you do not experience parking problems on *your* street, please tell us which problems, if any, you consider the most severe, if occurs on *any* residential street.



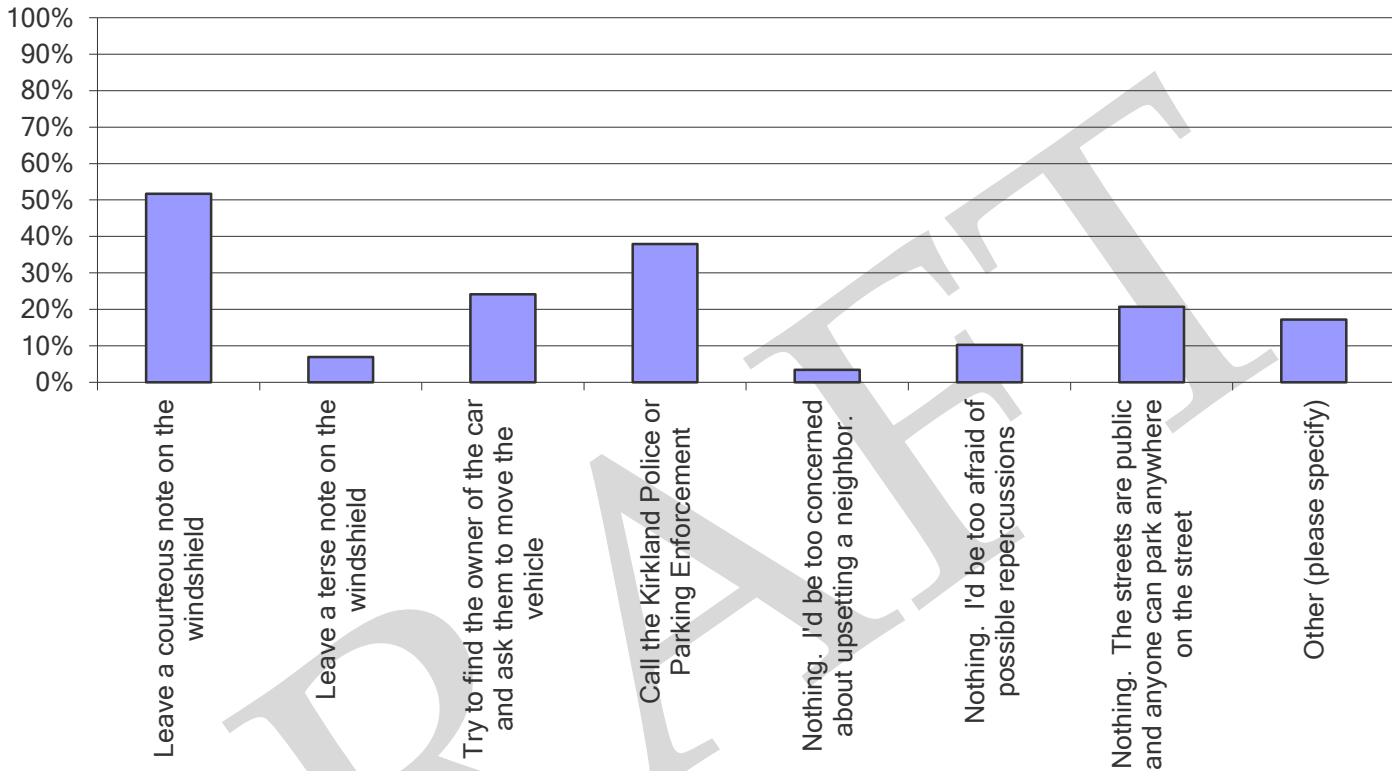
| Answer Options | Response Percent | Response Count |
|--|------------------|----------------|
| Parking not available for residents | 55.6% | 15 |
| Parking not available for guests/visitors | 74.1% | 20 |
| Cars blocking driveways | 25.9% | 7 |
| Unable to exit driveway safely (visibility, etc.) | 48.1% | 13 |
| Blocked access to mailbox | 25.9% | 7 |
| Garbage/recycle bin pick-up | 33.3% | 9 |
| Cars block the crosswalks | 0.0% | 0 |
| Cars park on grass or no-parking areas | 3.7% | 1 |
| Cars block the marked bicycle lanes | 11.1% | 3 |
| Cars block the school walk route | 0.0% | 0 |
| Long term parking (over 24 hours) | 29.6% | 8 |
| Litter/vandalism | 37.0% | 10 |
| Trespassing on private property | 22.2% | 6 |
| Loitering | 11.1% | 3 |
| Vehicle-pedestrian conflicts (high risk of injury to pedestrians) | 22.2% | 6 |
| Vehicle-Vehicle conflicts (for example, cars cannot pass on street) | 48.1% | 13 |
| Vehicle-bicycle conflicts (for example, unsafe passing due to parked cars) | 18.5% | 5 |
| Other (please specify) | 11.1% | 3 |
| answered question | | 27 |
| skipped question | | 6 |

Q16 Comments

- A lot of accidents as previously noted.
- business parking near intersections
- There is not enough non resident parking which creates parking issues for residents.

DRAFT

Q17: If a problem arose with a vehicle parked on your street, for example, a car parked where it shouldn't be, what would you do?



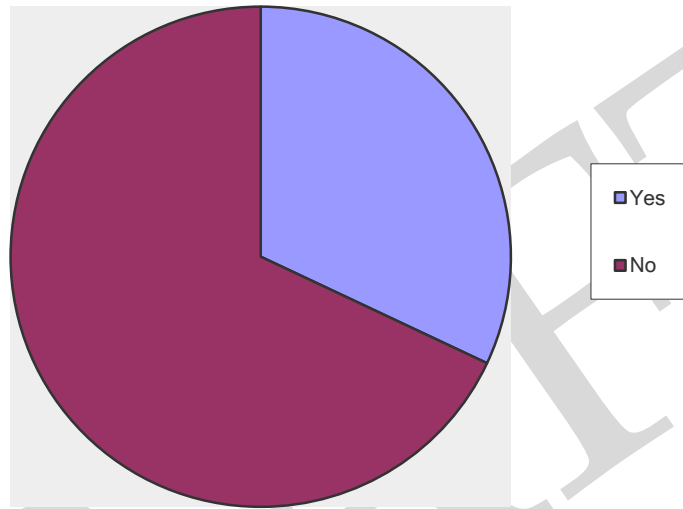
| Answer Options | Response Percent | Response Count |
|--|------------------|----------------|
| Leave a courteous note on the windshield | 51.7% | 15 |
| Leave a terse note on the windshield | 6.9% | 2 |
| Try to find the owner of the car and ask them to move the vehicle | 24.1% | 7 |
| Call the Kirkland Police or Parking Enforcement | 37.9% | 11 |
| Nothing. I'd be too concerned about upsetting a neighbor. | 3.4% | 1 |
| Nothing. I'd be too afraid of possible repercussions | 10.3% | 3 |
| Nothing. The streets are public and anyone can park anywhere on the street | 20.7% | 6 |
| Other (please specify) | 17.2% | 5 |
| answered question | | 29 |
| skipped question | | 4 |

Q17 Comments

- call a tow truck
- I have called and have been told there's no law against long term parking and I'll have to deal with it.
- I have e-mailed the City because I refuse to call an officer to handle this daily problem.
- Only of the parked car stopped my use of the road
- Try to find the owner of the car (but not necessarily ask them to move)

DRAFT

Q18: If you have experienced parking problems on your street, did you complain to anyone at the City about it?



| Answer Options | Response Percent | Response Count |
|---|------------------|----------------|
| Yes | 32.0% | 8 |
| No | 68.0% | 17 |
| If yes, please explain. To whom did you complain? What was the response? Was the response satisfactory to you? | | 7 |
| <i>answered question</i> | | 25 |
| <i>skipped question</i> | | 8 |

Q18 Comments

- 1. Parking dept.-call the police. The City will come out & show you where you can re-paint red lines on curb. 2. fire dept.lieutenant-call the police if parked too close to a hydrant.
- City police regarding an unlicensed and, seemingly, abandoned and inoperable vehicle.
- I have phoned the police for damage to my car and also for people who loiter for long periods of time parked in their car
- I sent an email to KPD asking if there was any way to curb the neighboring business from allowing their employees to take all the parking. I was informed there was nothing we could do
- I USED to complain, can't remember to whom or which number I was sent to. Stopped calling because they repeatedly tell me there's no law against 1) long term parking 2) overflow business parking.
- Kirkland code violations. One problem was corrected. Another problem, boat blocking mail box was not resolved.
- People parking too close to driveway on 93rd, limiting visibility.

Q19: What type of special events occur that affect your street, and how often?



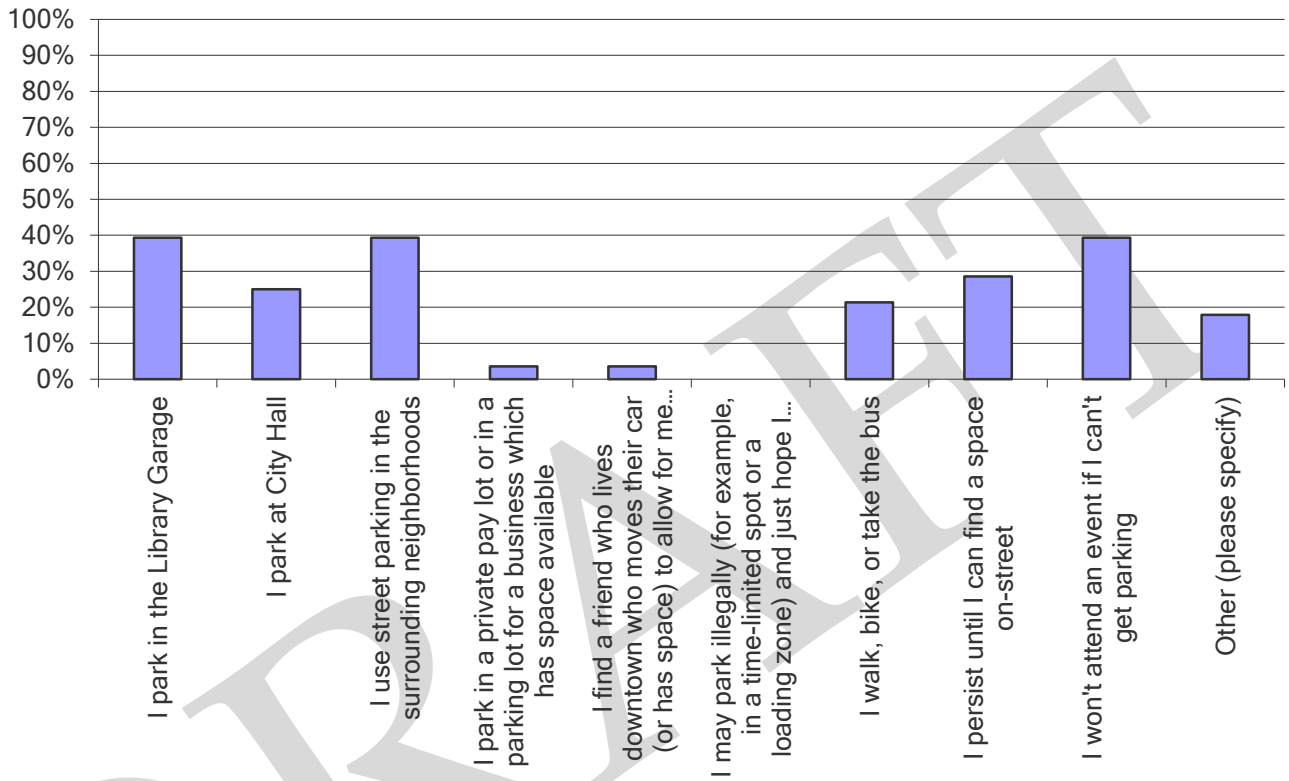
| Answer Options | Frequently, and it is a really challenge | | Frequently, but it doesn't bother me | | Sometimes, and it is a real challenge | | Sometimes, but it doesn't bother me | | Rarely, and it isn't a problem | | Never | | Response Count |
|---|--|------|--------------------------------------|------|---------------------------------------|-------|-------------------------------------|-------|--------------------------------|-------|-------|-------|----------------|
| | | | | | | | | | | | | | |
| Sports games/events (Little League, soccer, football, etc.) | 2 | 8.3% | 2 | 8.3% | 0 | 0.0% | 1 | 4.2% | 3 | 12.5% | 16 | 66.7% | 24 |
| Festivals (SummerFest, Kirkland Uncorked, etc.) | 2 | 8.7% | 0 | 0.0% | 3 | 13.0% | 2 | 8.7% | 2 | 8.7% | 14 | 60.9% | 23 |
| Farmer's Market | 2 | 9.1% | 0 | 0.0% | 1 | 4.5% | 1 | 4.5% | 2 | 9.1% | 16 | 72.7% | 22 |
| 5K Walk/Run (or 10K, triathlon, etc.) | 2 | 8.7% | 0 | 0.0% | 1 | 4.3% | 2 | 8.7% | 4 | 17.4% | 14 | 60.9% | 23 |
| Other types: | 1 | 4.5% | 0 | 0.0% | 3 | 13.6% | 3 | 13.6% | 3 | 13.6% | 12 | 54.5% | 22 |
| Comments: | | | | | | | | | | | | | 8 |
| <i>answered question</i> | | | | | | | | | | | | | 27 |
| <i>skipped question</i> | | | | | | | | | | | | | 6 |

Q19 Comments

- annual car show at senior assisted living home but that is fine once a year
- Bike rides-Triathlon- farmers market takes half the parking lot at the park FIRE the architect that designed the NEW Juanita Beach Park.
- Condos across NE 116th use 104th for overflow parking for guests.
- Heavy traffic on Juanita Drive!
- I just moved here. I don't know.
- I'm lucky parking is not affected in my neighborhood. As a resident trying to find parking during the events above in certain neighborhoods is difficult. This is do to limited amount of public parking spaces.
- neighbor has a party
- Old folks retirement life care death center.

DRAFT

Q20: Parking in downtown Kirkland can sometimes be difficult, especially where there is a special event such as a concert, SummerFest, or Kirkland Uncorked. What do you typically do about parking?



| Answer Options | Response Percent | Response Count |
|---|------------------|----------------|
| I park in the Library Garage | 39.3% | 11 |
| I park at City Hall | 25.0% | 7 |
| I use street parking in the surrounding neighborhoods | 39.3% | 11 |
| I park in a private pay lot or in a parking lot for a business which has space available | 3.6% | 1 |
| I find a friend who lives downtown who moves their car (or has space) to allow for me to park | 3.6% | 1 |
| I may park illegally (for example, in a time-limited spot or a loading zone) and just hope I don't get a ticket | 0.0% | 0 |
| I walk, bike, or take the bus | 21.4% | 6 |
| I persist until I can find a space on-street | 28.6% | 8 |
| I won't attend an event if I can't get parking | 39.3% | 11 |
| Other (please specify) | 17.9% | 5 |
| answered question | | 28 |
| skipped question | | 5 |

Q20 Comments

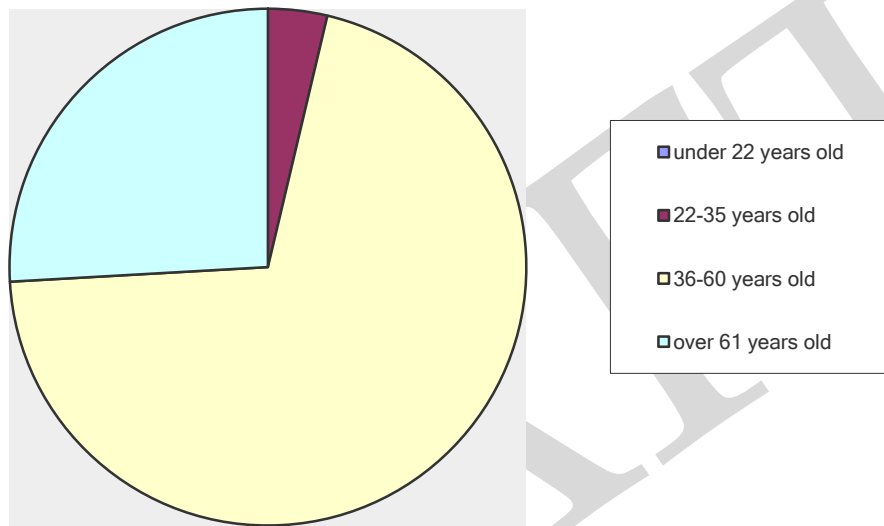
- I avoid downtown Kirkland because parking and enforcement are so ridiculous! I shop in Redmond or Bellevue.
- I do wish that there were special shuttles during special events that could circulate every 5 minutes or so from the downtown core out to a park and ride or otherwise unused church or business parking lot further away.
- I rarely go to downtown Kirkland because of parking difficulties. 2 disabled people in household. We couldn't find parking. Forgot to leave disabled pass out. Got ticket. Now have to pay or go to court. I had not even tried to go downtown for years, but went to Hector's for lunch. And, what happens? No parking.
- I ride a motorcycle
- Use public parking (Heritage, Marina Park, etc)

DRAFT

Q21 Additional Comments

- Boats, trailers, motor homes parked on city RW creating parking issues, car passing issues and down grading the overall neighborhood appearance
- Downtown: People are too eager/ and are expecting to find a parking spot just in front of the business they are to patronize. It is an expectation that is impossible in a town like Kirkland (with lake, parks, older buildings, etc). Public leaders have to better educate the public and drum up support that visitor actually can, should and will in surrounding neighborhoods. Living close to downtown has great benefits, but the streets will also sometimes need to be used for public overflow parking.
- I have observed that people, especially residential neighborhoods, think that the street in front of their house is for their sole use, they have a sense of ownership. In fact, this is the public space, and NOT for their use to store excess cars or boats or whatever. If residents in multi-family units are expected to never park on a public street, then the single family neighborhood residents should have to live up to that same standard.
- inability to tag & tow vehicles. No parking enforcement unless you are in the downtown area.
- Juanita Community club generates way too many cars for the area. They line both sides of NE 130th place and make it impossible to drive down that road to my home
- Juanita Village traffic increase. Very difficult to find parking at the Village. 600 apartments crammed in the Village and height is inconsistent with surroundings. The City should never have approved the density in an already high traffic area.
- Juanita Village...not enough street parking built to accomodate all the businesses and the residents - who often have guests and may have more than one car.
- Just thankful I don't own a business in Kirkland. Parking issues prevents them from being successful.
- Kirkland Marina NO guest parking
- non-vehicles or inoperable vehicles being left for long periods along the street and clutter the area with unsightly and "unneighborly" waste.
- Not enough parking in Juanita Walgreens Beach area.
- paying to park anywhere anytime is not acceptable.
- People parking in front of my home and sitting in their cars for long periods of time - we have recently had burglaries in the area and I don't feel comfortable when people do this in front of my home.
- There is not enough public parking spots in Kirkland. This is a direct result of city planning and not projecting the future need of public parking. With high density building it should be required to build the proper amount of parking spaces per unit. The city's new requirements put in too many assumption of people using transit and allows for too few parkins spaces to be built.

Q22: Demographics



| Answer Options | Response Percent | Response Count |
|--------------------------|------------------|----------------|
| under 22 years old | 0.0% | 0 |
| 22-35 years old | 3.7% | 1 |
| 36-60 years old | 70.4% | 19 |
| over 61 years old | 25.9% | 7 |
| <i>answered question</i> | | 27 |
| <i>skipped question</i> | | 6 |